

Cisco Broadworks With Webex

The easy-to-use app for calling, meeting, and messaging

David Huskinson
Technical Account Manager

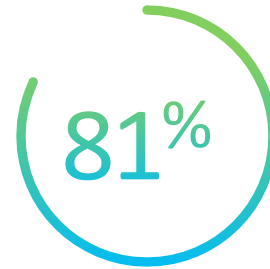
Agenda

- 01 Hybrid Work
- 02 The Webex App
- 03 Business outcomes
- 04 Next steps

Hybrid Work

The future of work will
look different.

Very different.



don't want to go back to
the office, or want a
hybrid schedule




expect that future meetings
will involve remote
participant



want changes to make
the work environment
safer

Good enough is not enough
for hybrid work



Why “good enough” isn’t good enough



Painful guest experiences



Devices that aren’t integrated



Poor call quality



Missing 2-way app integrations



Multiple management portals

Unhappy employees & poor productivity

With Cisco Broadworks for Webex you get...



Same experience for employees and guests



Integrated software & hardware experiences



Service Provider calling



Embeds in your existing applications



Centralized management for everything



Inclusivity and productivity tools

For this new hybrid model to succeed Inclusivity is a top priority

And it's good for business too

Include everyone

Have everyone feel and
appear professional

Give everyone a voice

Our purpose
Empower inclusive
collaboration
experiences

Introducing Cisco Broadworks with Webex

What's in the all new Webex?

A new experience is needed, one that is..



Engaging



Intelligent

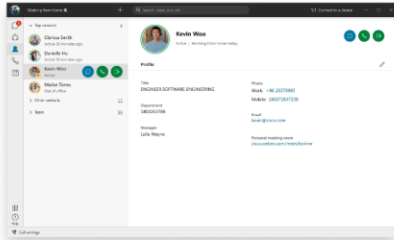


Inclusive



Cisco Broadworks with Webex

One secure place to call, meet, and message and so much more



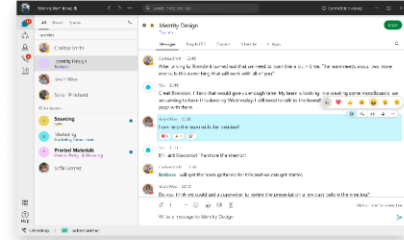
Calling

Built-in high-definition voice and video calling and meetings, with integrated devices and headsets



Meeting

High-definition meetings integrated with your calendar and rich AI-powered transcriptions, translations, people insights and noise cancelling



Messaging

Message, file share, and one-click calling in always-on spaces with people inside and outside of your organization

Collaboration made easy

Visual voicemail

Call-forwarding, single number reach, DND

Personal preference Management

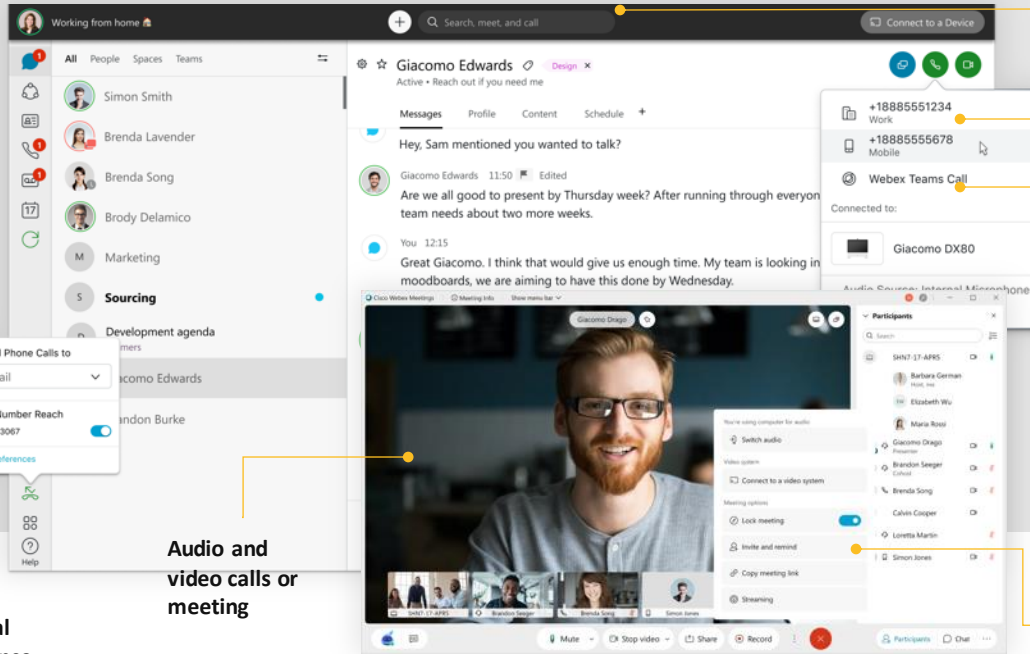
Audio and video calls or meeting

Messaging, Integrations & Team Tools

Calling options

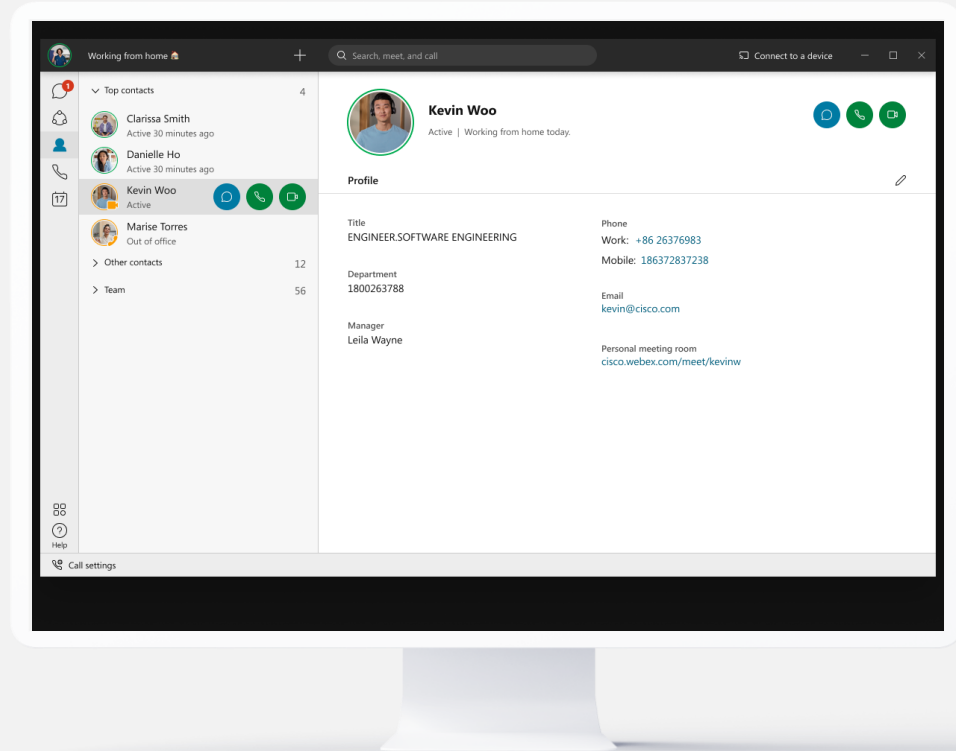
Desk-phone & room device pairing and control

Hold / resume, transfer, merge / conference



Calling

- Full PBX replacement
- Native in-app high fidelity calling with enterprise-grade calling features
- Seamless calling experience with devices



Meeting

Energize your meetings and boost productivity with immersive high-definition video experiences

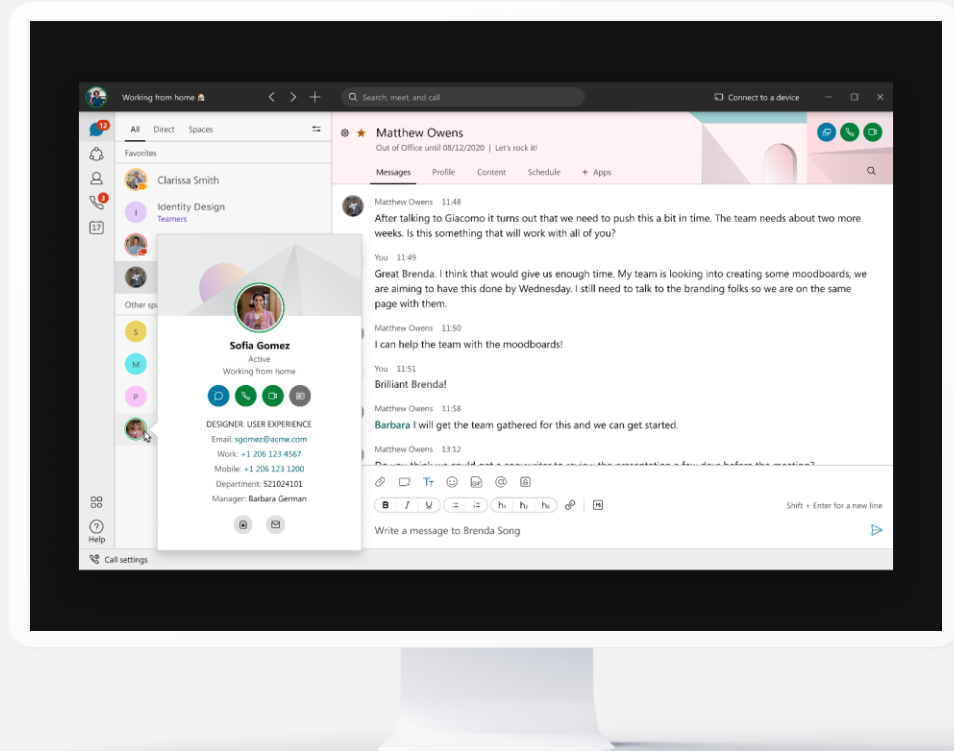
- One-button-to-join and seamless integration with your calendar
- Personalized layouts & immersive sharing
- Beautifully integrated with your devices



Messaging

Keep everything in one place, connect with people, and stay on top of what matters

- Messaging and file sharing online and offline in easy-to-use searchable spaces
- Collaborate securely with people inside and outside your company
- Integrates with your business apps to improve efficiency and workflows



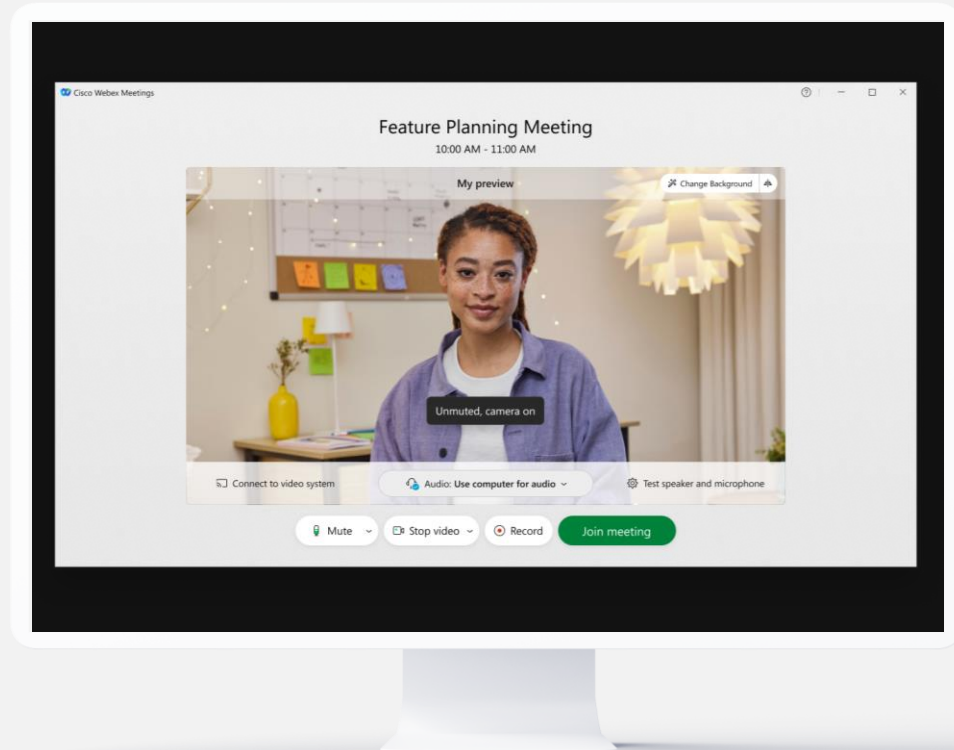
Background noise removal

- New and larger preview window before you join a meeting
- Noise distributions detected will be automatically softened
- Speaker volume will automatically raise to overcome the disruption



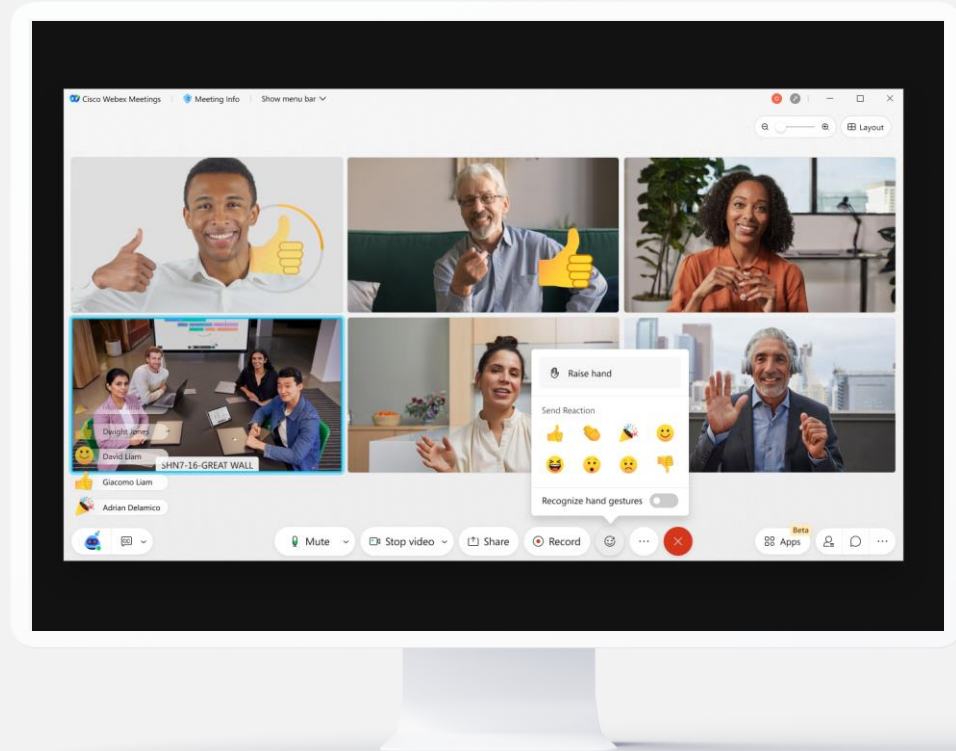
Audio and Video Preview Window

- Enable background noise removal within a meeting
- Fine tune your audio and camera settings or pair to a Webex device
- Disguise your surroundings with a choice of virtual backgrounds



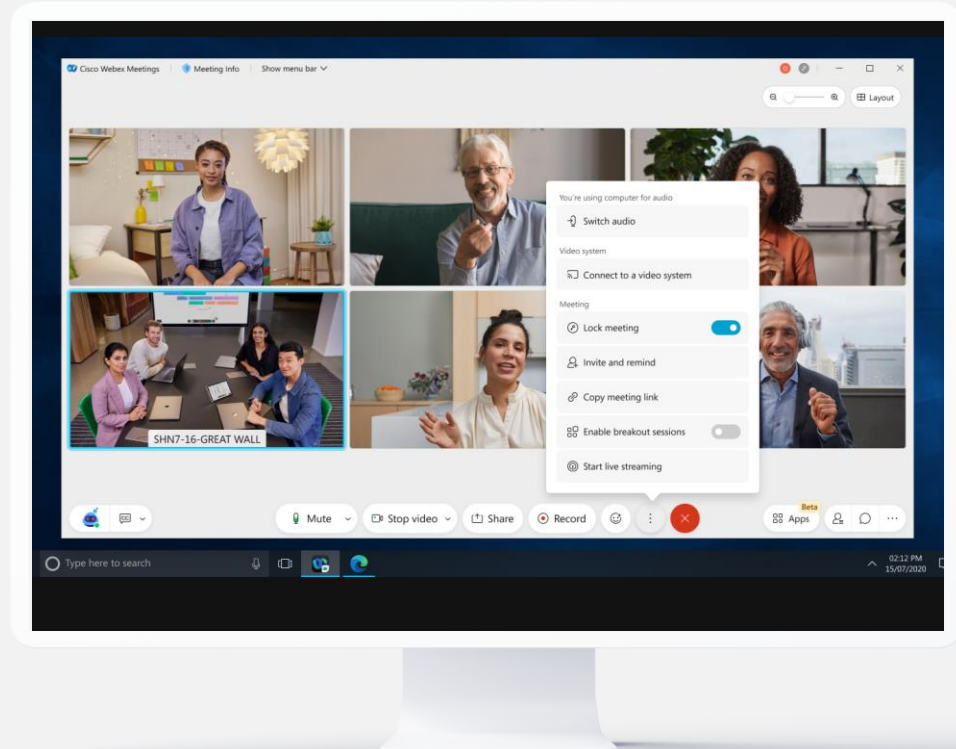
Gesture recognition

- Turn spectators into participants
- Express yourself non-verbally using natural gestures
- Use emojis and reactions to show your opinions



Breakout sessions

- Easily create breakout sessions to streamline teamwork
- Hosts/Cohosts have control over who can join breakout sessions

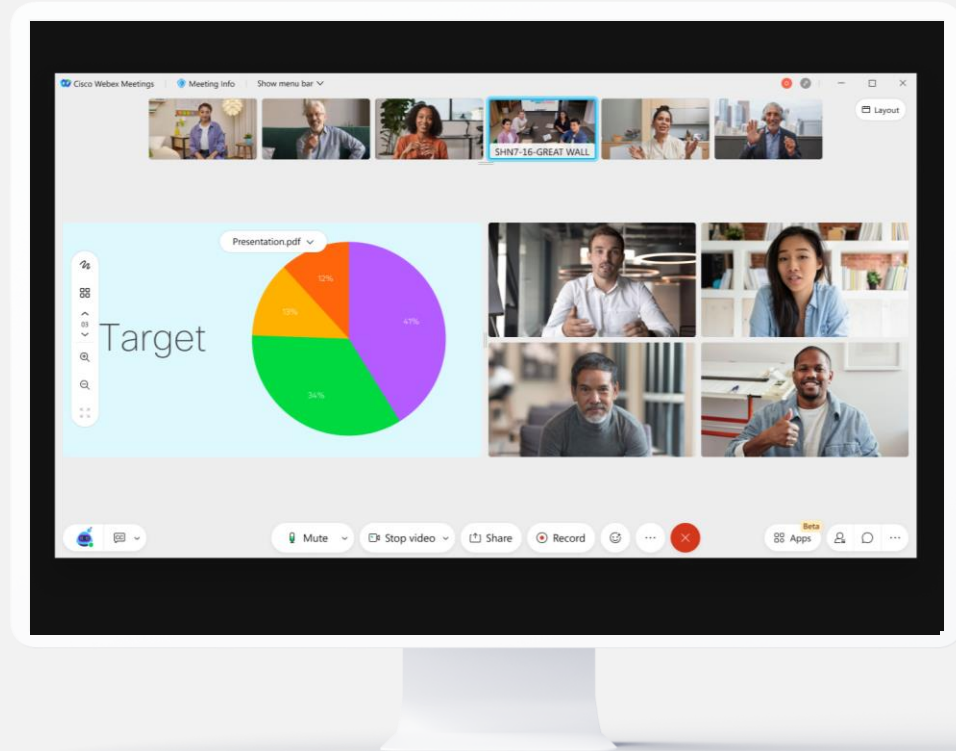


Custom layouts

Create inclusive and engaging meeting experiences

Custom and flexible video layouts

- Drag and drop participants onto “the stage”
- Stack your view to your liking
- Scroll between participants
- Use slider control to zoom in and out in grid view

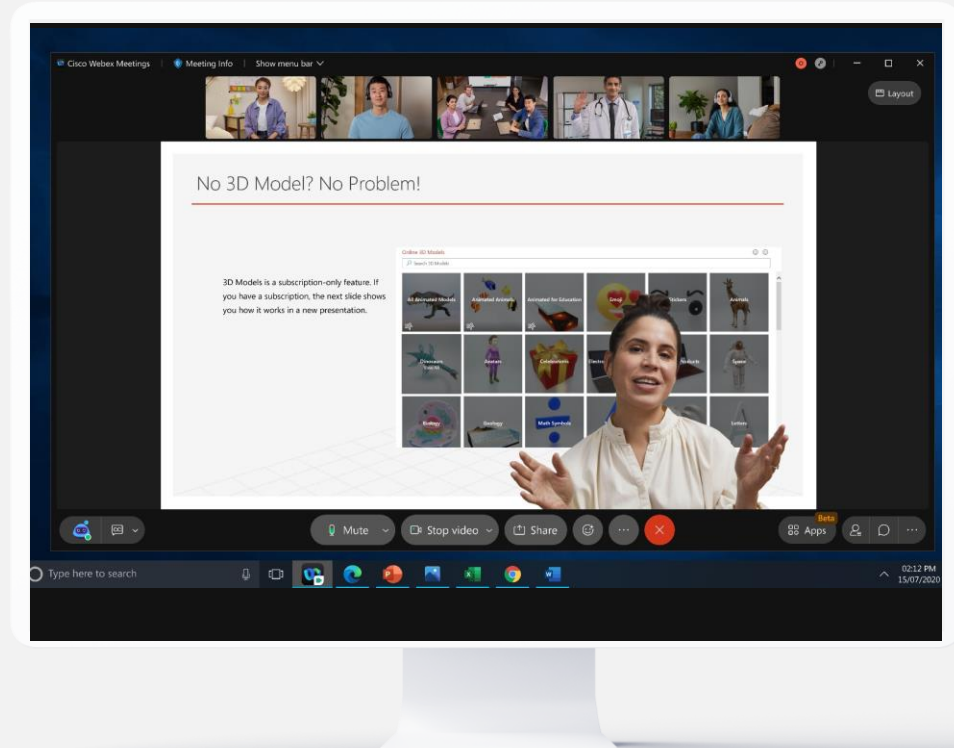


Immersive share

Blend your video and content together to get your audience fully immersed

Immersive share allows you to:

- Share your presentation, video, or application as a dynamic background
- Resize your video and place it wherever you want



Webex Assistant

Save time and improve meeting productivity and focus

- Give Voice Commands to Webex meeting assistant; it gives you audible and visual responses
- Closed captioning, live captions, and highlights
- Post meeting summary automatically places meeting assets in your space



Slido

Create interactive, inclusive and insightful meeting experiences

Live Polling

- Multiple choice
- Rating poll
- Open text
- Word cloud
- Quiz
- Ranking poll

Live Q&A

- Collect questions
- Moderate
- Label
- Up-voting
- Text replies

*Coming Q421

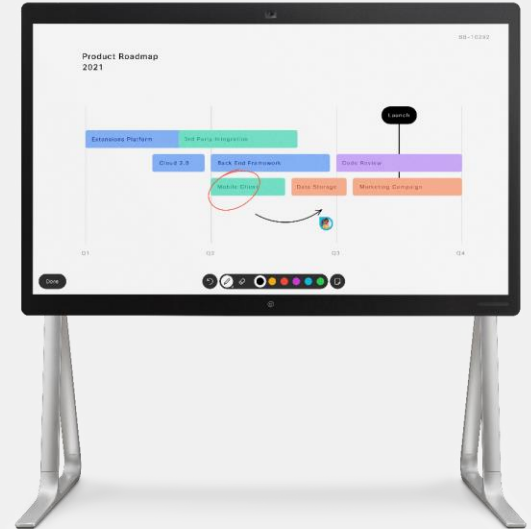


Device integration

85%

Of employees would prefer a hybrid approach

Gallup 2021



Seamless experiences across all your devices





Why Cisco Broadworks with Webex

It's about business outcomes

Engaged organizations are more successful

10%

**Increase in customer
loyalty and
engagement**

18%

**Increase in sales
productivity**

21%

**Increase in
profitability**

147%

**greater EPS compared
with their competition**

Gallup survey

96 countries

54 industries

276 organizations

2,708,538 employees

Engaged employees determine the success of your business

17%

Highly engaged employees achieve 17% higher productivity

87%

Highly engaged employees are 87% less likely to leave their companies

81%

Highly engaged organizations experience 81% reduction in absenteeism

Source: Gallup

Freecomm and Cisco can help you achieve your desired business outcomes



Improve employee engagement and productivity

Accelerate responsiveness and time-to-market

Retain your employees and customers



Be more agile and compete more effectively



Next steps

Add your call to action

Add your call to action

Add your call to action

Add your call to action

Add your call to action

